



ACHIEVE

- Achieve Career Preparatory Academy -

Kerry Keese, *school leader*
301 Collingwood Blvd.
Toledo, OH 43604
www.achieprep.com
419.243.8559

— Our Mission —

Achieve Career Preparatory Academy demonstrates the power of an education built on achievement, caring and respect to transform the lives of children.

Our Annual Education Report 2010-11

There were many successes at the Achieve Career Preparatory Academy this year! Now in its second year of operation, the Toledo area's first career preparatory high school option. Achieve Career Preparatory Academy is a tuition-free public community charter school that is proudly managed by The Leona Group and sponsored by the Buckeye Community Hope Foundation.

2011-12 Board of directors

Crystal Harris, *president*
Andrea Eaton, *vice president*
Ed Blankenship, *treasurer*
Jennifer Baumeier, *secretary*
John Hopkins

Sponsored by
Buckeye Community Hope Foundation

Managed by The Leona Group, L.L.C.

We implement our mission by engaging in:

- Ongoing school improvement
- Title I school-wide planning
- Creation and maintenance of a safe and welcoming culture of learning
- High quality instructional leadership
- Collection and use of data that support high levels of academic achievement
- Research-based professional development that is aligned to the school improvement plan
- High quality teaching and learning
- Effective and innovative strategies which meet the educational needs of all students

2010-11 highlights

- The school participated in the Urban Youth Project.
- Thanks to a grant from Lucas County Job and Family Services, the school created a vertical growing garden.
- The academy implemented the Career Choices Curriculum, which included career focused field trips.
- Achieve engaged in quality a partnership with Collingwood Arts Center for art education.
- Achieve served breakfast, lunch and dinner to students.
- The academy opened Toledo's first 3D learning lab.

School progress

The school is evaluated by its sponsor on progress toward achieving state and federal academic achievement goals as measured by the Ohio Achievement and Graduation tests.

The academy also complies with Ohio Revised Code regarding expected gains and progress for students enrolled at the academy.

Value added: NA

Adequate Yearly Progress: The academy did not achieve AYP; the school did not meet performance goals in English language arts or math.

Performance Index: 55.0 (increased by 11.9 from 2009-10)

School Improvement status: Improvement year 1

Designation: Academic Emergency



Financial report

A statement of revenues and expenses for July 1, 2010 through June 30, 2011 is listed below. Additional financial information is available from the academy. The auditor's report is being conducted at this time.

Revenues

School foundation	\$1,770,662
Food services	95,203
Grants-federal	579,827
Grants-state.....	6,050
Other	27,216
Total revenues	\$2,478,958

Expenses

Salaries and fringe benefits.....	\$1,381,414
Purchased services	954,035
Materials and supplies	283,635
Other.....	85,075
Total expenses	\$2,695,159

Retained earnings

at beginning of year355,957

Balance as of

June 30, 2011.....\$139,756

School improvement

Status of the school improvement plan:

The school improvement team, consisting of the school leader, instructional coach, teachers, parent, student, security supervisor, non-instructional aide and the office manager, meets throughout the year.

In pursuit of identified goals, the school is moving toward full inquiry-based and "whole-child" approach to education. The is a strong focus on increasing attendance and engagement.

All instructional staff is highly qualified. Significant professional development activities included the intensive alignment of the school curriculum to state standards.

Ohio Achievement Test

Percentage of students at or above the proficient level 2010-11

Grade 10 - Ohio Graduation Tests

State requirement - 75%

Reading	36.1%
Mathematics.....	34.3%
Writing	47.2%
Science	14.7%
Social Studies.....	31.4%

Grade 11 Ohio Graduation Tests

State requirement - 85%

Reading	65.4%
Mathematics.....	50.0%
Writing	76.9%
Science	38.5%
Social Studies.....	46.2%

General information

Our school

Start up as of	2009
Grades served	9-12
School days.....	184
Instructional hours.....	1196
Local school district.....	Toledo Public

Number and percent of postsecondary

enrollments (dual enrollment): None
Number of college equivalent courses offered (AP/IB): None
Number and percentage of students enrolled in college equivalent courses (AP/IB): None
Number and percentage of students receiving a score leading to college credit: None

Our teachers/staff

Teachers	
Certified	100%
Highly qualified	100%
Bachelor's degree	100%
Master's degree.....	14.3%
Instructional aides	
Highly qualified	100%

Our students

Average daily enrollment.....	252
Attendance rate	85.1%
Number of suspensions.....	41
Total days of suspensions	131
Economically disadvantaged	97.1%
Students with disabilities	30.0%
Student demographics	
African American.....	89.8%
White	5%
Other	5.2%

Graduation rate

Our parents

Parent/teacher conference attendance..... 14%


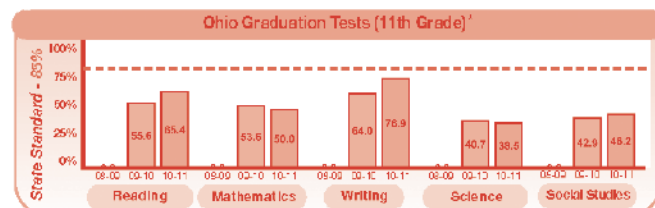
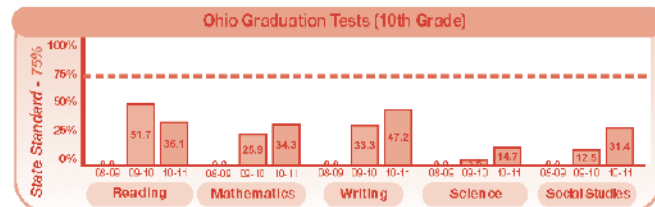
NC = Not Calculated when there are fewer than 10 in the group.

Assessments

State and Federally Required School Information

Assessment	2008-09	2009-10	2010-11	2008-09	2009-10	2010-11	2008-09	2009-10	2010-11	2008-09	2009-10	2010-11	2008-09	2009-10	2010-11	
Science	31.3	--	--	--	--	50.0	0.0	--	--	31.3	--	31.3	33.3	0.0	0.0	
Social Studies	9.4	--	--	--	--	8.7	8.3	--	--	9.1	--	17.6	0.0	0.0	0.0	
Percentage of Students Scoring Proficient																
Reading	24.2	--	--	--	--	37.5	8.3	--	--	23.5	--	33.3	22.2	0.0	0.0	
Writing	33.3	--	--	--	--	54.2	0.0	--	--	32.4	--	52.9	21.1	0.0	0.0	
Mathematics	21.9	--	--	--	--	39.1	0.0	--	--	24.2	--	23.5	27.8	0.0	0.0	
Science	6.3	--	--	--	--	9.1	0.0	--	--	3.1	--	12.5	0.0	0.0	0.0	
Social Studies	18.8	--	--	--	--	34.8	0.0	--	--	18.2	--	23.5	22.2	0.0	0.0	
Percentage of Students Scoring Accelerated																
Reading	9.1	--	--	--	--	0.0	25.0	--	--	8.8	--	11.1	5.6	0.0	0.0	
Writing	12.1	--	--	--	--	4.2	25.0	--	--	11.8	--	11.8	10.5	0.0	0.0	
Mathematics	8.3	--	--	--	--	0.0	16.7	--	--	6.1	--	11.8	0.0	0.0	0.0	
Science	3.1	--	--	--	--	0.0	8.3	--	--	3.1	--	6.3	0.0	0.0	0.0	
Social Studies	6.3	--	--	--	--	0.0	16.7	--	--	6.1	--	5.9	5.6	0.0	0.0	
Percentage of Students Scoring Advanced																
Reading	0.0	--	--	--	--	0.0	0.0	--	--	0.0	--	0.0	0.0	0.0	0.0	
Writing	0.0	--	--	--	--	0.0	0.0	--	--	0.0	--	0.0	0.0	0.0	0.0	
Mathematics	3.1	--	--	--	--	0.0	8.3	--	--	3.0	--	0.0	5.6	0.0	0.0	
Science	6.3	--	--	--	--	0.0	16.7	--	--	6.3	--	6.3	5.6	0.0	0.0	
Social Studies	3.1	--	--	--	--	0.0	8.3	--	--	3.0	--	5.9	0.0	0.0	0.0	

Assessment Results Over Time



ACHIEVE

Kerry Keese, school leader
301 Collingwood Blvd. • Toledo, OH 43604
www.achieprep.com • 419.243.8559